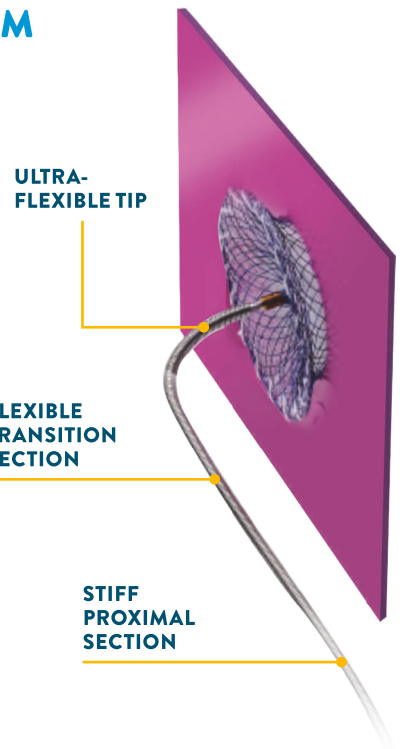


AMPLATZER™ TREVISIO™ INTRAVASCULAR DELIVERY SYSTEM



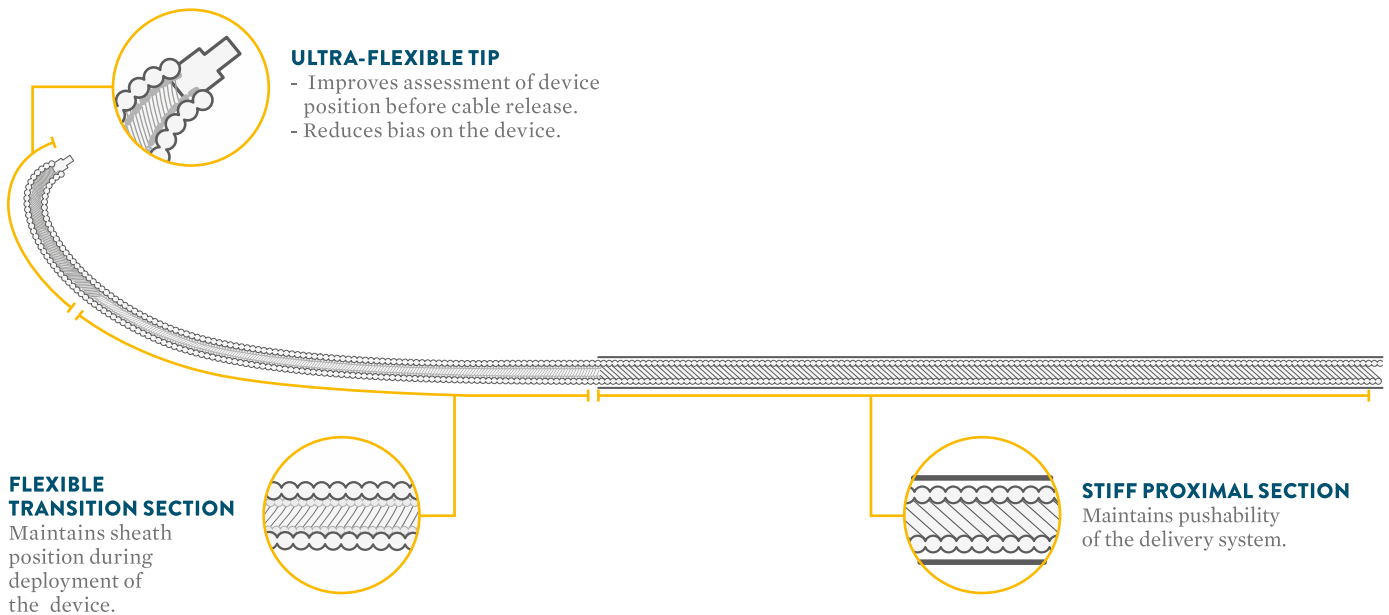
DEVICE DESCRIPTION

The Amplatzer™ Trevisio™ Intravascular Delivery System is an ultra-flexible delivery system enabling interventional cardiologists to perform their work with complete confidence. It leverages the one-piece cable design utilized by the Amplatzer™ TorqVue™ Delivery System, also known as the Classic Amplatzer™ Delivery System. Trevisio is designed for no compromises on torque strength, sheath diameter and pushability.

The Amplatzer™ Trevisio™ Intravascular Delivery System comes with a 45° sheath curve in 60 or 80 cm lengths from 6Fr to 13Fr.

INDICATIONS AND USAGE

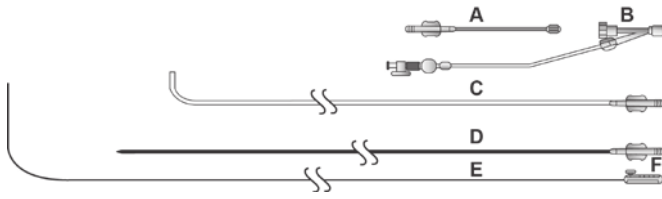
The Amplatzer™ Trevisio™ Intravascular Delivery System is intended to facilitate the attachment, loading, delivery and deployment of the Amplatzer™ Occluder devices. The Amplatzer™ Trevisio™ Intravascular Delivery System is indicated for use by interventional cardiologists to place an Amplatzer™ Occluder device.



DEVICE SPECIFICATIONS

| Model Number/ Delivery System Size | Delivery System (Sheath Size) | Inner Diameter of Sheath | Outer Diameter of Sheath | Length |
|---------------------------------------|----------------------------------|-----------------------------|-----------------------------|--------|
| mm | Fr | mm (inch) | mm (inch) | cm |
| 9-ATV06F45/60 | 6 | 2.11 (0.08) | 2.79 (0.11) | 60 |
| 9-ATV07F45/60 | 7 | 2.44 (0.10) | 3.18 (0.13) | 60 |
| 9-ATV07F45/80 | 7 | 2.44 (0.10) | 3.18 (0.13) | 80 |
| 9-ATV08F45/60 | 8 | 2.69 (0.11) | 3.45 (0.14) | 60 |
| 9-ATV08F45/80 | 8 | 2.69 (0.11) | 3.45 (0.14) | 80 |
| 9-ATV09F45/80 | 9 | 3.00 (0.12) | 3.81 (0.15) | 80 |
| 9-ATV10F45/80 | 10 | 3.30 (0.13) | 4.14 (0.16) | 80 |
| 9-ATV12F45/80 | 12 | 3.99 (0.16) | 4.80 (0.19) | 80 |
| 9-ATV13F45/80 | 13 | 4.32 (0.17) | 5.13 (0.20) | 80 |

PACKAGING INFORMATION



- A. Loader - Introduces an Amplatzer™ device into the sheath
- B. Hemostasis valve with extension tube and stopcock - Allows flushing of the delivery system and controls blood backflow
- C. Sheath - Provides a pathway through which an Amplatzer™ device is delivered
- D. Dilator - Eases penetration of tissue and minimizes vessel trauma
- E. Delivery cable - Attaches to the device to control its movement through the sheath
- F. Plastic vise - Attaches to the delivery cable and serves as a handle for disconnecting (unscrewing) the delivery cable from a device

Note that the device and the delivery system are being sold separately.

ASSOCIATED AMPLATZER™ PRODUCTS

| Amplatzer™ Trevisio™ Intravascular Delivery System Sizes | | | | | | | |
|--|----------------|----------------|----------------|-----------------|-----------------|-----------|-----------|
| | 6 Fr | 7 Fr | 8 Fr | 9 Fr | 10 Fr | 12 Fr | 13 Fr |
| Amplatzer™ Septal (ASD) Occluder | 9-ASD-004 | 9-ASD-011 | 9-ASD-018 | 9-ASD-020 | 9-ASD-026 | 9-ASD-032 | 9-ASD-032 |
| | 9-ASD-005 | 9-ASD-012 | 9-ASD-019 | 9-ASD-022 | 9-ASD-028 | 9-ASD-034 | 9-ASD-034 |
| | 9-ASD-006 | 9-ASD-013 | | 9-ASD-024 | 9-ASD-030 | 9-ASD-036 | 9-ASD-036 |
| | 9-ASD-007 | 9-ASD-014 | | | | 9-ASD-038 | 9-ASD-038 |
| | 9-ASD-008 | 9-ASD-015 | | | | 9-ASD-040 | 9-ASD-040 |
| | 9-ASD-009 | 9-ASD-016 | | | | | |
| | 9-ASD-010 | 9-ASD-017 | | | | | |
| Amplatzer™ Multi-fenestrated ASD (Cribriform) Occluder | | | 9-ASD-MF-018 | | | | |
| | | | 9-ASD-MF-025 | 9-ASD-MF-035 | 9-ASD-MF-040 | | |
| | | | 9-ASD-MF-030 | | | | |
| Amplatzer™ PFO Occluder | | | 9-PFO-018 | | | | |
| | | | 9-PFO-025 | 9-PFO-035 | | | |
| | | | 9-PFO-030 | | | | |
| Amplatzer™ Muscular VSD Occluder | 9-VSD-MUSC-004 | | | | | | |
| | 9-VSD-MUSC-006 | | | | | | |
| | 9-VSD-MUSC-008 | 9-VSD-MUSC-012 | 9-VSD-MUSC-014 | 9-VSD-MUSC-018 | | | |
| | 9-VSD-MUSC-010 | | 9-VSD-MUSC-016 | | | | |
| Amplatzer™ Muscular PI VSD Occluder | | | | 9-VSDMUSCPI-016 | 9-VSDMUSCPI-020 | | |
| | | | | 9-VSDMUSCPI-018 | 9-VSDMUSCPI-022 | | |
| | | | | | 9-VSDMUSCPI-024 | | |
| | | | | | | | |

LATEX-FREE INFORMATION

These Amplatzer™ products do not contain latex.

CAUTION: This product is intended for use by or under the direction of a physician. Prior to use, reference the Instructions for Use, inside the product carton (when available) or at eifu.abbottvascular.com or at medical.abbott/manuals for more detailed information on Indications, Contraindications, Warnings, Precautions and Adverse Events. Illustrations are artist's representations only and should not be considered as engineering drawings or photographs. Photo(s) on file at Abbott. Information contained herein for **DISTRIBUTION outside of the U.S. ONLY**. Please check the regulatory status of the device before distribution in areas where CE marking is not the regulation in force.

For more information, visit our web site at www.abbott.com

St. Jude Medical India Pvt. Ltd.

No. 1-11-250/A, Matarani Sensation, Begumpet, Hyderabad, India 500016.

www.cardiovascular.abbott

™Indicates a trademark of the Abbott group of companies.

‡Indicates a third party trademark, which is property of its respective owner.

© 2021 Abbott. All Rights Reserved.

MAT-2102930 v1.0 | Item approved for Bangladesh, India, Nepal, Pakistan and Sri Lanka use only.

